



STEEL PALLETS



Box



Open front


ALL PALLETS
finish:
Grey, Blue, Green,
Red or Yellow
Please specify



Half drop side



Detachable



Post



STANDARD PALLETS

All welded construction - Mesh or Sheet sided, 500kg and 1000kg capacity - 125mm square feet. Designed to stack up to 4 high.

500kg capacity

	Ref.					Dimensions mm Width x Depth x Effective Height
	Box	Open front	Half drop	Detachable	Post	
Mesh Sheet	BP1M5 BP1S5	OF1M5 OF1S5	HD1M5 HD1S5	DS1M5 DS1S5	PP15	610 x 610 x 455
Mesh Sheet	BP2M5 BP2S5	OF2M5 OF2S5	HD2M5 HD2S5	DS2M5 DS2S5	PP25	915 x 610 x 455
Mesh Sheet	BP3M5 BP3S5	OF3M5 OF3S5	HD3M5 HD3S5	DS3M5 DS3S5	PP35	915 x 610 x 610
Mesh Sheet	BP4M5 BP4S5	OF4M5 OF4S5	HD4M5 HD4S5	DS4M5 DS4S5	PP45	915 x 915 x 610
Mesh Sheet	BP5M5 BP5S5	OF5M5 OF5S5	HD5M5 HD5S5	DS5M5 DS5S5	PP55	915 x 915 x 760
Mesh Sheet	BP6M5 BP6S5	OF6M5 OF6S5	HD6M5 HD6S5	DS6M5 DS6S5	PP65	1220 x 915 x 610
Mesh Sheet	BP7M5 BP7S5	OF7M5 OF7S5	HD7M5 HD7S5	DS7M5 DS7S5	PP75	1220 x 915 x 760

All have an underside clearance of 115mm for use with fork truck

LE25 Lifting points

1000kg capacity

	Ref.					Dimensions mm Width x Depth x Effective Height
	Box	Open front	Half drop	Detachable	Post	
Mesh Sheet	BP1M1 BP1S1	OF1M1 OF1S1	HD1M1 HD1S1	DS1M1 DS1S1	PP11	610 x 610 x 455
Mesh Sheet	BP2M1 BP2S1	OF2M1 OF2S1	HD2M1 HD2S1	DS2M1 DS2S1	PP21	915 x 610 x 455
Mesh Sheet	BP3M1 BP3S1	OF3M1 OF3S1	HD3M1 HD3S1	DS3M1 DS3S1	PP31	915 x 610 x 610
Mesh Sheet	BP4M1 BP4S1	OF4M1 OF4S1	HD4M1 HD4S1	DS4M1 DS4S1	PP41	915 x 915 x 610
Mesh Sheet	BP5M1 BP5S1	OF5M1 OF5S1	HD5M1 HD5S1	DS5M1 DS5S1	PP51	915 x 915 x 760
Mesh Sheet	BP6M1 BP6S1	OF6M1 OF6S1	HD6M1 HD6S1	DS6M1 DS6S1	PP61	1220 x 915 x 610
Mesh Sheet	BP7M1 BP7S1	OF7M1 OF7S1	HD7M1 HD7S1	DS7M1 DS7S1	PP71	1220 x 915 x 760

All have an underside clearance of 115mm for use with fork truck

LE25 Lifting points

PALLET FEET

125mm square for 50 x 50mm section.
Supplied ready for welding.

Feet

Ref.	Dimensions mm
PF125	125 x 125 x 54



PALLETS
IN ANY SIZE
to your
specification

MOBILE PALLET BASE

Designed for the above range of standard pallet base sizes (width x depth).
Position in the work area, move and relocate.

- ✓ Castors - 2 fixed, 2 swivel nylon
500kg - 125mm dia. / 1000kg - 200mm dia.

Mobile Pallet Bases

Ref.		Dimensions mm (pallet base) Width x Depth
500kg	1000kg	
PB15	PB11	610 x 610
PB25	PB21	915 x 610
PB35	PB31	915 x 915
PB45	PB41	1220 x 915
BC125N	BC200N	Braked castors - 2 swivel

POST RACK PALLETS

To take standard Eurosize pallets up to 1200mm and other suitable items.

- ✓ Size-1300 internal width x 900mm support depth
- ✓ Welded construction from 40mm square tube
- ✓ 1000kg capacity

Post Rack Pallets

Ref.		Dimensions mm Effective Post Height
Fixed Posts	Demountable Posts	
PR1F	PR1D	900
PR2F	PR2D	1150
PR3F	PR3D	1400

HOPPER FEED PALLETS

Load from top - feed from bottom.

- ✓ Lever release / secure handle

Hopper Feed Pallets

Ref.		Dimensions mm Width x Depth x Effective Height
500kg	1000kg	
HP15	HP11	610 x 610 x 455
HP25	HP21	915 x 610 x 445
HP35	HP31	915 x 610 x 610
HP45	HP41	915 x 915 x 610
HP55	HP51	915 x 915 x 760
HP65	HP61	1220 x 915 x 610
HP75	HP71	1220 x 915 x 760

All have an underside clearance of 115mm

CHUTE FRONT PALLETS

All welded construction. Designed for work areas and stores where components must be readily accessible. Easy picking.

- ✓ Positive safe stacking. Load distributed through tube legs, up to 5 units high
- ✓ 70mm diameter feet
- ✓ 500kg capacity

Chute Front Pallets

Ref.	Dimensions mm Width x Depth x Effective Height
CP1	610 x 610 x 305
CP2	915 x 610 x 305
DL610	Front to back divider locations
RD610	Removable divider

All have an underside clearance of 115mm

CORRUGATED PALLETS

Corrugated 1.6mm thick steel sheet side pallets. Box or half drop side.

- ✓ Stacking up to 4 high
- ✓ 125mm square feet
- ✓ Capacity 1000kg

Corrugated Pallets

Ref.		Dimensions mm Width x Depth x Effective Height
Box	Half Drop	
CBP1	CHD1	915 x 610 x 455

FLAT PALLETS

Steel flat pallets. Single or reversible sided.

- ✓ 4 way entry
- ✓ Capacity 1000kg U.D.L.

Flat Pallets

Ref.		Dimensions mm Width x Depth x Height
Single side	Reversible	
FP1000S	FP1000R	1220 x 1020 x 150

SMALL PART PALLET SYSTEM

Small part cost effective stacking system. Mechanical pallet truck. Lifting by pulling handle backwards. Foldable for storing.

- ✓ Stacking up to 5 high
- ✓ 70mm diameter feet
- ✓ 500kg capacity

Small Part Pallet

Ref.	Dimensions mm Width x Depth x Effective Height	
BP305	Box	610 x 305 x 305
BP455	Box	610 x 455 x 305
BP610	Box	610 x 610 x 305

All have an underside clearance of 115mm

